

Bramhall High School Electronics D & T



A Level Design Technology—Grade 6

BTEC

End of year examinations

Other post 16 options – including Apprenticeships, other A level subjects, other BTEC subjects, other training, College.

Electronics Controlled Assessment


Consolidation and revision of learning

YEAR 11

Electronics Specialist technical principles

Electronics Additional Skills

YEAR 10



National Curriculum Compliant

Electronics

Target market
 Skills in drawing designs by hand (crating).
 Component Research & analysis – specification
 Skills in cutting MDF using coping saw and vibra saw.
 Independent advanced evaluation of existing electronic products
 Use of 2D design
 Production of working drawing in isometric and casing CAM plans.
 Resistor colour codes.
 Use of Circuit wizard to draw and simulate circuit function..
 Circuit diagram analysis and function.
 Creating cases using plastic in oven and drape former, wood cutting and CAM machining .
 Spray painting.
 Creating model prior to manufacture.
 Planning time effectively
 Use of digital camera
 Use of Circuit wizard to draw and simulate PCB function
 Use of CAD and CAM.
 Creation of final product
 Creativity and originality

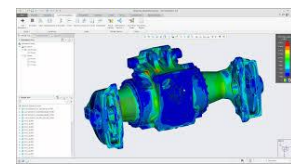


YEAR 9

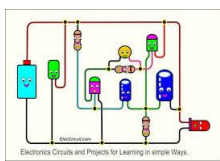


Electronics

Skills in drawing designs by hand.
 Skills in cutting MDF using coping saw and vibra saw.
 Independent evaluation of existing electronic products
 Component Research & analysis – specification
 Use of 2D design
 Production of plan view working drawing.
 Resistor colour codes.
 Use of Circuit wizard to draw and simulate circuit function..
 Circuit diagram analysis and function.
 Creating cases using, wood and metal cutting and machining.
 Planning time effectively
 Target market
 Use of digital camera
 Tracing using light box
 Use of Circuit wizard to draw and simulate PCB function
 Use of CAD.
 Creation of final product
 Use and understanding of jigs



YEAR 8



Electronics

Target market
 Component Research & analysis – specification
 Safe use of soldering equipment
 Joining of components to a PCB.
 Joining of components onto wires
 Component recognition and function.
 Creation of Design ideas.
 Resistor colour codes.
 Use of Circuit wizard to draw and simulate circuit function..
 Circuit diagram analysis and function.
 Skills in drawing designs by hand.
 Experimentation with layering up plastic to form images.
 Creating cases using line bender and vacuum former.
 Creation of final product .

welcome

YEAR 7

